

WILD
RICE



PINOCCHIO

ACTIVITY BOOK

Copyright © Wild Rice Ltd, 2022

All information is correct at the time of publication, but may be subject to change.
Views expressed in this Activity Book are not necessarily those of Wild Rice.

Developed and produced by Wild Rice's Youth & Education Department:

Associate Artistic Director: **Thomas Lim**

Head, Youth & Education: **Ezzat Alkaff**

Manager, Children & Young Audiences: **Shalyn Yong**

Youth & Education Intern: **Leong Su Juan**

To get in touch with the Youth & Education department, please email Ezzat at ezzatalcaff@wildrice.com.sg.

Wild Rice Ltd

107 North Bridge Road #04-08 Funan
Singapore 179105

Reg. No: 200100891D

IPC Registration No: 000122

Tel: 6971-1051

Email: info@wildrice.com.sg

Website: <https://www.wildrice.com.sg>



A LITTLE MESSAGE FROM THE BLUE FAIRY

Hello, boys and girls, grasshoppers and crickets, fairies - real and otherwise - and everyone else in between!

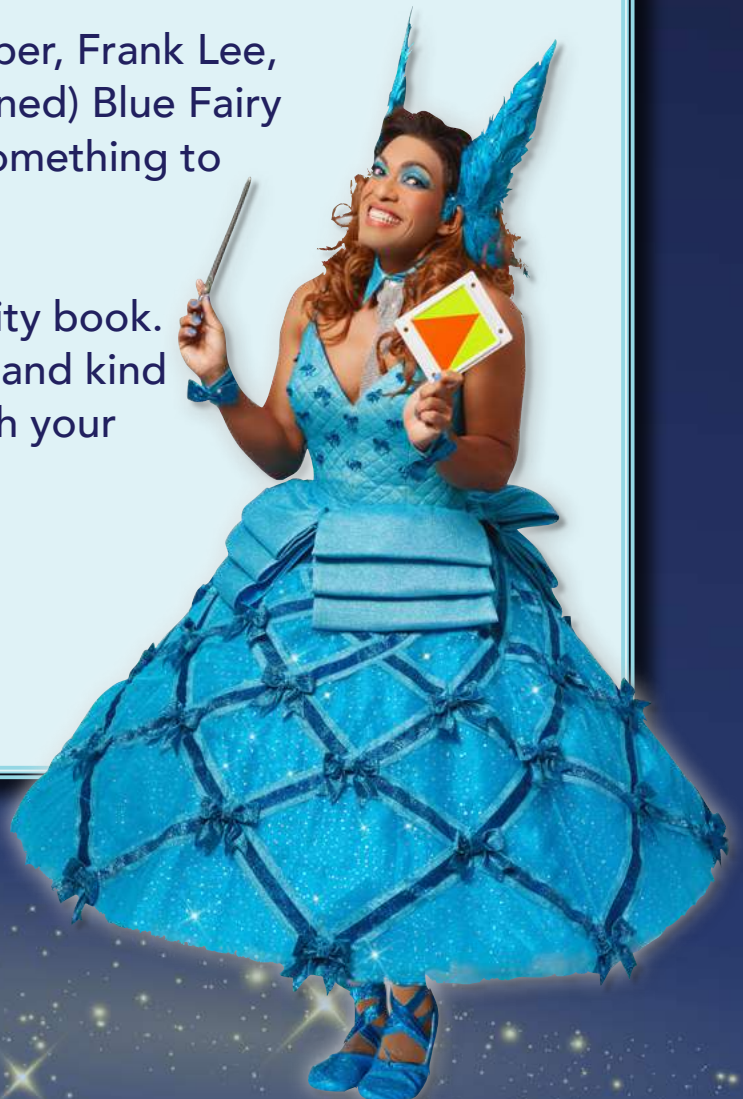
Thank you for watching *Pinocchio*! It was a magical show, wasn't it?

If you haven't watched the show... STOP. Go back, watch the show then come back! This Activity Book has spoilers!

Pinocchio, Geppetto, G-Hopper, Frank Lee, Lucky Lee and I (the fully-trained) Blue Fairy wanted you to have a little something to bring home as a thank you.

We hope you enjoy this activity book. Remember to be brave, true and kind as you do these activities with your friends and family!

Happy Holidays!



TICKLE MY FUNNY BONE

Think you've got what it takes to make someone laugh?
Here are some Pinocchio-inspired jokes for you to try on your friends!

Why does Pinocchio's nose always grow when he sleeps?

Because he lies on the bed.

What does Pinocchio have for breakfast?

Oakmeal.

Why is it better to be a grasshopper than a cricket?

Because a grasshopper can play cricket but a cricket cannot play grasshopper!

GEPETTO:
Son, do you know what is the scariest type of wood?

PINOCCHIO:
What is it, Papa?

GEPETTO:
Bam! Boo!

Why can't Pinocchio's nose grow to 12 inches?
Because then it will be a foot.

G-HOPPER:
Eh, did you copy my homework?

PINOCCHIO:
Noooooooooooo.

G-HOPPER:
How come our answers are all the same?
Tell me the truth. Did you?

PINOCCHIO:
Noooooooooooooooooooooooooooo.

G-HOPPER:
Then why the long 'no's?

How does Geppetto know when Pinocchio is lying?

He just nose it.

Why did Geppetto and Pinocchio spend all day cleaning the house?

Because they sawdust.



WORD SEARCH

Help Pinocchio learn what it means to be brave, true and kind! Help him look for the things that may help him in his quest. Use the list below as your guide.



WORD LIST

KINDNESS
FRIENDSHIP
G-HOPPER
GEPETTO

BLUE FAIRY
HEART
SHARE
TRUE

PLEASE
LOVE
SMILE
BRAVERY

SPOT THE DIFFERENCE!





How to play: There are a total of 10 differences between the two images below. Can you find all 10 differences?



COLOUR BY NUMBERS

Use the legend below to colour in the picture with the correct colours. When you're done, it should reveal something in Pinocchio's quest!



TWO FINGER PUPPET

Decorate, colour and make your own Pinocchio puppet!
Do get an adult to help you with the scissors!

Instructions

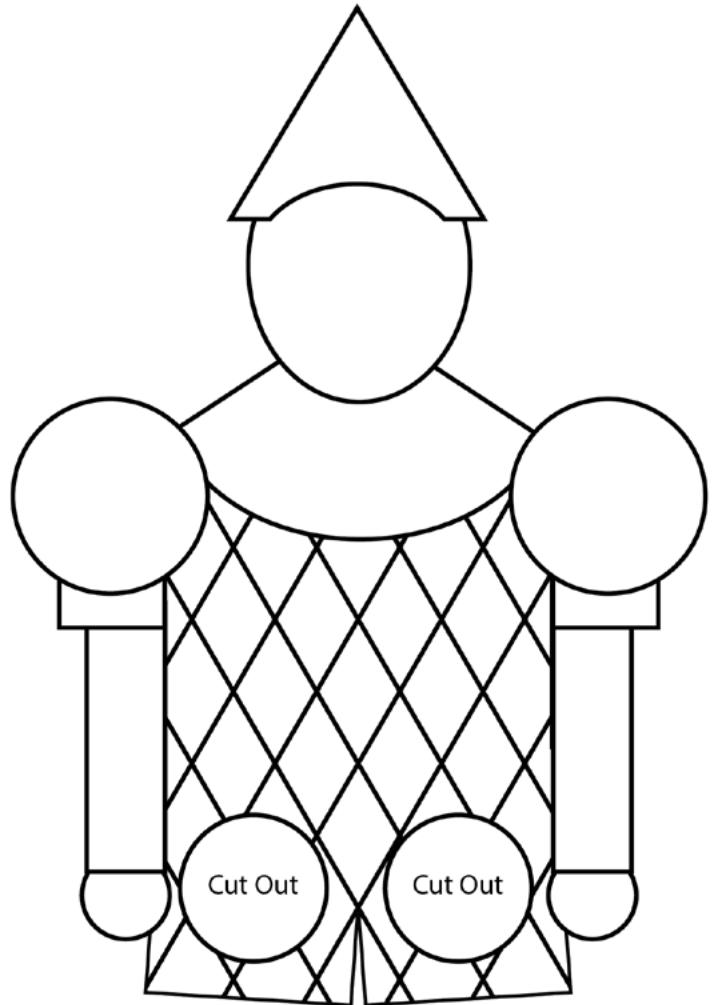
Step 1: Colour and decorate Pinocchio to your liking!

Step 2: Cut out the puppet using a pair of scissors.

Step 3: Ask an adult to help you cut out the two circles at the bottom with the words 'Cut Out'. These will be the holes for your fingers to go through. Feel free to make these holes slightly bigger so the puppet will fit more comfortably!

Step 4: It's time to play with your puppet! Put your index and middle finger through the cut-out holes. Your fingers have become Pinocchio's legs!

TIP: If you would like to make the puppet without cutting up the pages of this book, you can photocopy this page! You can also draw your own version of Pinocchio by copying the one on this page. Using thicker paper, such as art card, will make your puppet sturdier.



TWO TRUTHS, ONE LIE

A Game for 2 to 8 people

5 to 15 minutes

In this game, you'll come up with three statements about yourself and share it with those you're playing with.

The twist: not all of the statements will be true – two will be true, but the third one should be a lie.

Instructions:

1. Each person playing the game should think of 3 statements:

- 2 statements about yourself that are true
- 1 statement about yourself that is a lie

2. Each person then takes turns to tell everyone their three statements. Make sure you mix up the order of the statements!

3. After you've shared your statements, players can guess which one they think is the lie. Once everyone has made their guess, reveal which statement was your lie!


TIP: When it's your turn, make it harder for the other players to guess by not giving anything away with your facial expressions!

Note: Remember - lying is not okay! This is a game, so it's an exception.



MAZE OF SCAMS

Pinocchio is trying to get home, but there are many distracting scams that he encounters on his way home. Help him through the maze to get back home safely!



WILD RICE ACADEMY

WEEKLY DRAMA CLASSES FOR KIDS AGED 5 TO 12

LEARNING COMES ALIVE THROUGH DRAMA AND STORYTELLING!

At the Wild Rice Academy, we believe that the theatre is a wonderful place where children can play, grow and learn more about themselves and the world around them. Our mission is to help empower children for the next stages in their lives by developing their confidence, creativity and social-emotional intelligence.

WHAT WE OFFER

In our highly experiential classes, children can partake in a host of fun, stimulating and engaging activities – from drama games and role-playing to performance opportunities.

By sharing the transformative magic of theatre and the arts with participants, we encourage them to experiment and make creative decisions in the ways they express themselves and tell stories. Our programmes are also designed to help children pick up foundational language and literacy skills.

We have programmes running throughout the year – from 10-week terms to end-of-year school holiday workshops. Classes are split by age groups (5-8 years and 9-12 years) to cater to children at different stages of their lives.

FIND OUT MORE HERE



“Through the Wild Rice Academy, I learnt to express my feelings. The class made me become a better actor, and be more hilarious!”

Hayley (age 8)



“It’s a great programme that enriches our creative world and imaginations, and a great place for us to have a dramatic outlet!”

Lauren (age 11)




“Thank you for making this possible and such an amazing experience! All the kids did really well. So glad to see Anna’s enthusiasm at her classes and to see her play her role with such delight!”

Jez, mother of Annamaria (age 5)

CONTINUE YOUR MAGICAL ADVENTURE WITH FUN READS!

CAN'T GET ENOUGH OF PINOCCHIO?

Scan the QR codes to enjoy more eResources!



The Adventures of Pinocchio

by Carlo Collodi, Carol Della Chiesa
A wooden marionette who is wished to life, Pinocchio gets into all sorts of mischief. He is unable to lie, as his nose grows each time he tries to.



Making Simple Marionettes

by John Roberts
Learn how to make your own marionettes - a dancer, a walking bird and a wooden man in this detailed step-by-step guide!



Photo: Courtesy of National Archives of Singapore



Living It Up at the Capitol

Capitol Theatre was the premier venue for film and stage when it opened in 1930. Discover prewar narratives of the theatre pieced together from oral history recordings.



Photo: Courtesy of National Archives of Singapore



The Theatres of Bangsawan

In the days before cinema, *bangsawan* performances entertained the masses. Find out about the rise and fall of *bangsawan* venues.



CURIOUS ABOUT OUR LOCAL THEATRE SCENE?

Scan the QR codes for interesting nuggets on our theatre scene!

Read eBooks for free on the NLB Mobile app! Download [here](#):



WILD
RICE

